


ANTENA GPS – UNI (code: 40635)




GPS antenna can be mounted both internal (eg, pit) and external in car body by a very strong magnet on the enclosure. Placing the antenna outside the car makes a better receiving signal transmitted from the satellite.

Below product specification guarantees the quality of our product as a single unit.

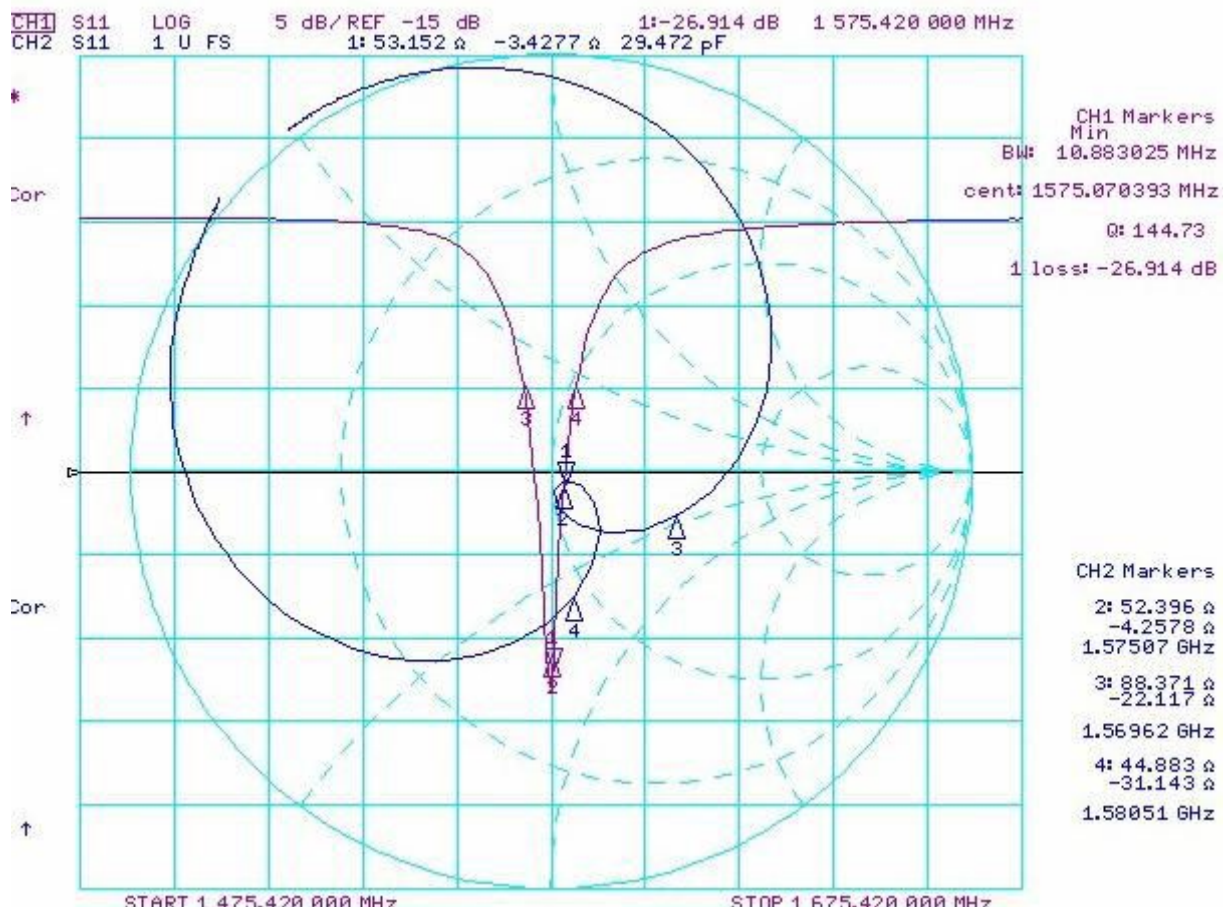
Electrostatic sensitive device. Observe precautions for handling.

Electrical characteristics		
Antenna		
1	Frequency Range	1575,42MHz±1,02 MHz
2	V.S.W.R	1,5: 1
3	Band Width	> 10 MHz
4	Impedence	50 ohm
5	Gain	5dBic based on 7x7cm ground plane
6	Polarization	RHCP
LNA		
1	Frequency Range	1575,42MHz±1,02 MHz
2	DC Voltage	3 – 5V
3	Gain	28±3dB
4	Out-of-band rejection (absolute value)	≥25dB (antenna frequency +100MHz) ≥40dB (antenna frequency –100MHz)
5	Output VSWR	1,5
6	Noise figure	1,2
7	DC current	10,5 mA
		
Overall (Complete module including RF connector)		
1	Frequency Range	1575,42MHz±1,02 MHz
2	Output VSWR	1,5
3	Gain	26±3dBic
4	Impedence	50 ohm

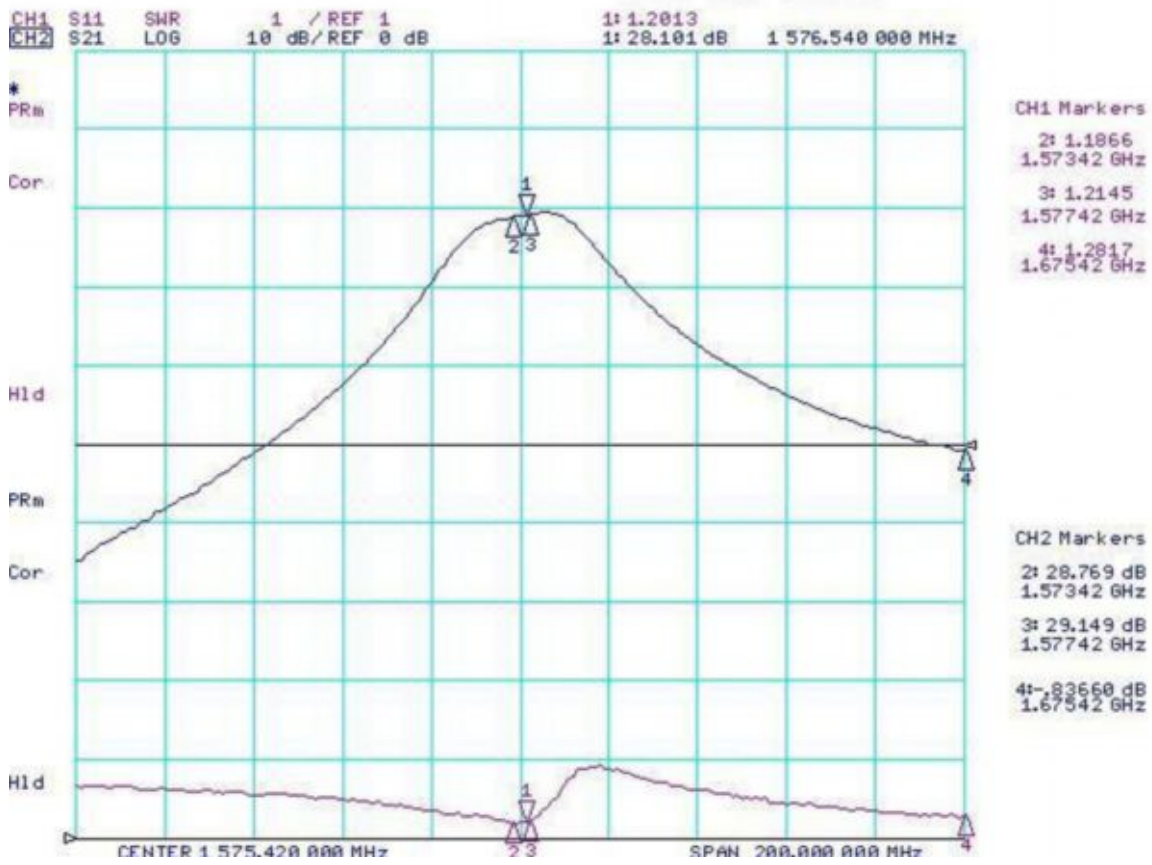
Material			
No.	Part Name	Specification	
1	Antenna	Dielectric Ceramics	
2	PCB	FR4	
3	Shielding	Tinplate	
4	RF Cable	RG174	
		Attenuation: 1,3dB/m	
		Length - 500±5cm	
5	RF Connector	NONE	
6	Dimensions	49,5 x 40,2 x 15,5mm ±0,5mm	

Environment condition		
1	Working temp.	-25°C ~ +65°C
2	Storage temp.	-45°C ~ +86°C
3	Vibration	Sine sweep 1g(0-p) 10~55~10Hz each axis
4	International Protection	IP67

Patch test curve (test conditions: 27x27mm ground):



LNA test curve (test conditions: DC 3,0V):



Dimensions:

